

ESTD.
1964

HOPES

**Making change.
Empowering people.
Impacting the community.**



OUR RESULTS MATTER

Annual Report 2014

hopes.org

Serving Hudson and Union Counties

People

"We've taken the time and effort to build quality programs and partnerships in the communities we serve, and in turn we've earned the reputation of being known as a trusted community service organization that produces results."

– ORA WELCH, PRESIDENT/CEO, HOPES CAP, INC.

750 
Children achieved
school readiness skills



"My daughter has learned and flourished so much. I trust each and every teacher with my most valuable treasure, my daughter."

– RUTH ACEVEDO, EARLY
CHILDHOOD SERVICES PARENT

1,200 
Families qualified for
\$1.1 million in tax savings



600 Seniors
maintained independence
through HOPES programs

HOPES served
4,300
Families in 2014



"HOPES has helped me
obtain health insurance, food
stamps and transportation.
They have been the only
agency that assisted me with
all of my needs."

– GLADIS RAMOS,
SENIOR SERVICES CLIENT



"I'm building my dream."

– KESHON CRANDELL,
YOUTH ENTREPRENEUR
STUDENT



250 Youth developed
skill sets in **STEAM** subject areas

HOPES

"Our accountability as a Board goes beyond that of our funders.

We're responsible to the community as a whole. We make decisions that reflect the true interests and needs of our constituents."

– FRANK RAIA, BOARD CHAIRMAN, HOPES CAP, INC.



Awarded "**Community Service Organization of the Year**"

By Hoboken Chamber of Commerce



43%

of staff celebrated
5 or more years
of working with
HOPES




Years
of service



Building new facility post-Hurricane Sandy



One of **9 CAAs**
nationally to develop **best
practices tool** for financial
performance monitoring



3,800
hours of professional
development for staff

"HOPES has provided access to technology, art and practical skills to True Mentor Club participants to enrich their lives and to encourage them to explore new interests in a safe environment."

— REBECCA DENARO,
TRUE MENTORS,
COMMUNITY PARTNER

Community

"Through the Teens and Digital Media Program, anybody can learn how to become a technological citizen, which is where we're moving towards."

– HOBOKEN CHARTER SCHOOL, COMMUNITY PARTNER

 **8,000** hours worth of
volunteer opportunities created

"We value our partnership with HOPES because it's based on mutual trust developed during our many years of working closely together for the benefit of the community."

– BILL BULLOCK, HOBOKEN
FAMILY PLANNING,
COMMUNITY PARTNER



 Young Audience
Arts for Learning
Art Champion
Award Recipient

64 Community
Partners worked with
HOPES to strengthen
outcomes

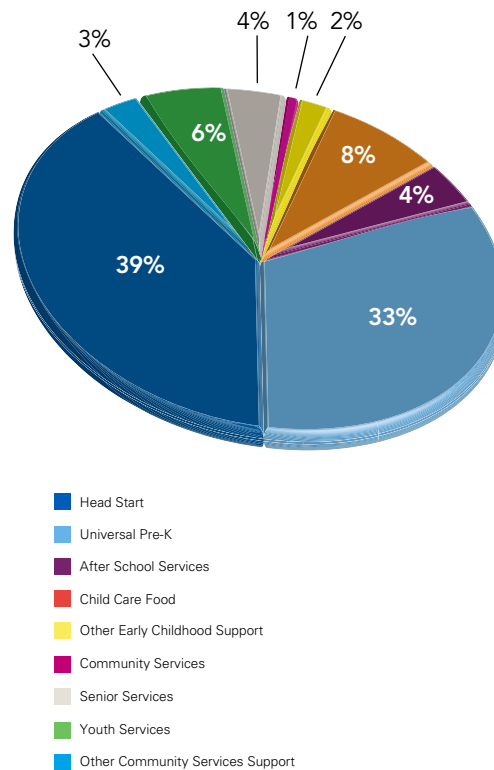


Financials

Fiscal Year 4/1/2013 – 3/31/2014

Revenues & Support	\$
Head Start	\$ 5,515,613
State Funded Preschool	\$ 4,801,506
After School Services	\$ 581,000
Child and Adult Care Food Program	\$ 539,379
Other Early Childhood Support	\$ 57,531
Community Services	\$ 351,240
Senior Services	\$ 148,633
Youth Services	\$ 22,373
Other Community Services Support	\$ 62,442
Disaster Relief Funding	\$ 1,254,043
Other	\$ 27,132
Rental Property	\$ 917,405
In-Kind	\$ 87,103
Total	\$ 14,365,421

Revenues 2013 – 2014

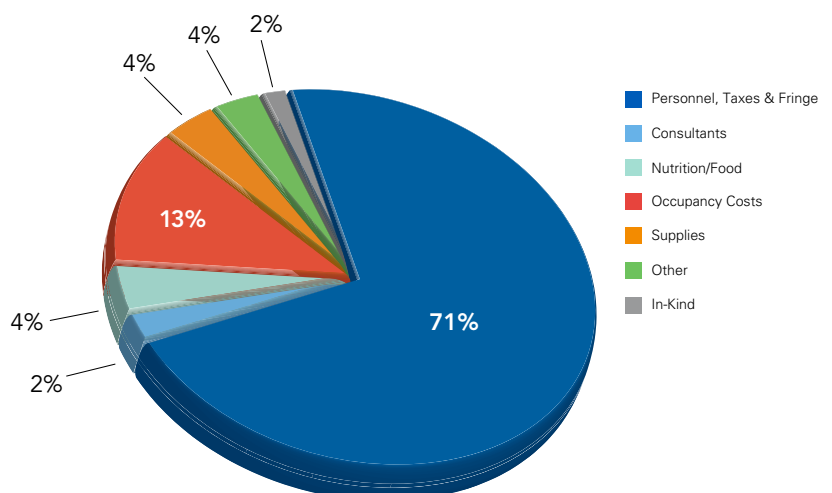


Fiscal Year 4/1/2013 – 3/31/2014

Expenses	\$
Personnel	\$ 9,661,287
Consultants	\$ 455,490
Nutrition/Food	\$ 648,138
Occupancy	\$ 1,919,303
Supplies	\$ 933,779
In-Kind	\$ 87,103
Total	\$ 14,313,106

HOPES CAP, Inc. administrative costs represent less than 15% of total expenses

Expenses 2013 – 2014



Child Outcomes

Plainfield Preschool Program – High Scope COR – Scale of 1 to 5

PLAINFIELD PRESCHOOL	FALL	SPRING
Initiative	2.54	3.89
Social Relations	2.18	4.05
Creative Representation	2.39	3.87
Movement /Music	3.27	3.91
Language and Literacy	2.98	3.75
Math and Science	1.93	3.65
ELL Language Acquisition	3.69	4.41

Based on Mean Data – growth report

HOBOKEN PRESCHOOL	FALL	SPRING
Social Emotional	41	50
Physical Gross Motor	25	29
Language	40	51
Cognitive	43	54
Literacy	29	49
Mathematics and Science	22	29

EHS Ages and Stages – Scale of 0-60

EHS AGES AND STAGES	FALL	SPRING
Communication	25	50
Gross Motor	35	50
Fine Motor	35	45
Problem Solving	35	45
Personal Social	30	50



Head Start and Early Head Start

Grantee Health: **99%** had health insurance; of those:

- **89%** had health insurance through State CHIP/Federal Medicaid
- **.21%** had private health insurance
- **.005%** had military health insurance
- **99%** of Head Start children and **83%** of Early Head Start children are up-to-date with EPSDT

93.6% of **Head Start children** and **100%** of **Early Head Start children**

were up-to-date with or had completed all possible immunizations.

Chronic health conditions requiring medical treatment:

- Anemia – less than **1% (.38%)**
- Asthma – **10.51%**
- Hearing Difficulties – less than **1% (.19%)**
- Vision – **1.31%**
- High Lead – less than **1% (.38%)**
- Diabetes – less than **1% (.19%)**

Pregnant Women:

- **92%** have health insurance
- **100%** received prenatal health care
- **80%** received postpartum health care
- **100%** received prenatal education on fetal development
- **100%** received information on the benefits of breastfeeding

Pregnant Women enrolled during 2011 – 2012 Program Year:

- **1st** trimester (0-3 months) – 8
- **2nd** trimester (3-6 months) – 8
- **3rd** trimester (6-9 months) – 12

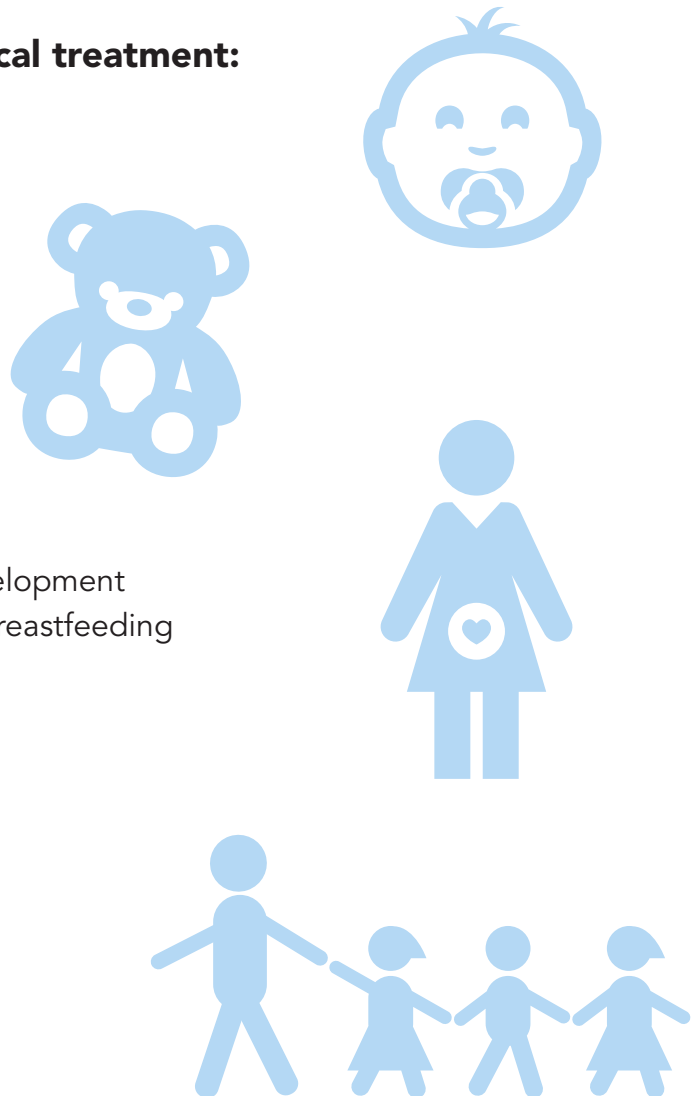
Disabilities: *(Program Applied for a Disabilities Waiver from the Office of Head Start)*

- 34 IEPs (**7.9%**)
- 15 IFSPs (**10.3%**)

100% of **children diagnosed with a disability** received special education services or related services for a primary disability.

Dental Services:

- 91%** Children in Head Start received continuous preventive care
- 61%** Children in Early Head Start received continuous preventive care



Funding Levels

Head Start

Head Start Center Based: **397**

Early Head Start

Early Head Start Center Based: **56**

Early Head Start Home Based: **36**

Family Child Care Program Option: **3**

Early Head Start Expectant Women: **15**

Total Number of Children and Families Served by Grantee 2013 – 2014

HEAD START: **433** Children **410** Families

EARLY HEAD START: **120** Children **121** Families **25** Expectant Women

Grantee Average Monthly Funded Enrollment 2013 – 2014

HEAD START: **100%** EARLY HEAD START: **100%**

Grantee Percentage of Eligible Children Served 2013 – 2014:

HEAD START **95.15%**

EARLY HEAD START **96.55%**

Grantee 2014 Federal Reviews of Hoboken and Plainfield Head Start Programs:

100% COMPLIANT

Head Start and Early Head Start Grantee Nutrition:

- All families complete a nutrition survey upon enrollment into the program. Results from the surveys are utilized in menu and activity planning.
- All classrooms provide feedback on menu on a monthly basis.
- Nutrition Consultant worked with families of children whose hemoglobin levels showed deficiencies, lead levels were high, had picky eaters and other health concerns.

School Readiness & Family and Community Engagement Strategies 2013 – 2014

The program has a *School Readiness Plan* for all children and families enrolled in the program. The Plan guides program staff on which skills children would need to demonstrate within each age group to meet school readiness goals. School readiness is defined in terms of the knowledge and skills children display in five major areas of development that are aligned with the *Head Start Child Development and Early Learning Framework*:

- Social and Emotional Development
- Language Development and Literacy
- Approaches to Learning
- Cognition and General Knowledge
- Physical Well-Being and Motor Development

The School Readiness Plan reflects the ages of the children, birth to five, participating in the program. It is aligned with the *Head Start Child Development and Early Learning Framework* and *NJ State Standards for children Birth to Five*. The plan encompasses the range of all children served including *Dual Language Learners and Children with Disabilities*.

The School Readiness Plan was developed and is updated in active and ongoing consultation with parent participating in the program, staff and program administration.

Grantee Family Support/Parent Involvement 2013 – 2014

Number of families receiving resources or referral:

EARLY HEAD START **121** HEAD START **410**

Number of families participating in family goal setting:

EARLY HEAD START **90** HEAD START **350**

HOPES CAP, Inc. Early Childhood/Head Start/Early Head Start families can participate in monthly parent meetings that revolve around receiving program and community information, program planning, classroom and health information, and participation in learning activities with their children.

HOPES CAP, Inc. also offers Male Involvement Activities. The classroom staff and children plan activities or events to welcome male involvement in the classrooms.

Program governance is supported by parents through the Policy Council. The Policy Council works with program administration to develop and approve program policies, prepare and approve the grant application, help develop and set program short and long term goals, the hiring and termination process and help make decisions about how the HOPES CAP, Inc. Early Childhood/Head Start/Early Head Start programs will be run. Parents are elected from all centers and program options to sit on the Policy Council for one 1 year term with a 3 year maximum lifetime participation limit. Over 51% of Policy Council members are parents of currently enrolled Children. Other members are linked to the program through community agencies that partners with HOPES CAP, Inc.



HOPES CAP, Inc. Head Start/Early Childhood Program in Hoboken has been accredited by the National Association for the Education of Young Children (NAEYC) since 2006. NAEYC administers the largest and most widely recognized accreditation system for all types of early childhood programs and child care center. NAEYC is the nation's largest organization of early childhood educators.

In order to be accredited by the NAEYC Academy for Early Childhood Program Accreditation, HOPES CAP, Inc. Head Start has voluntarily undergone a comprehensive process of internal self-study, invited external professional review to verify compliance with the Criteria for High-Quality Early Childhood Programs, and has been found to be in substantial compliance with the Criteria. The Criteria can be found on NAEYC's website at www.naeyc.org/accreditation.

OUR RESULTS MATTER

750

Children achieved
school readiness skills

HOPES served

4,300

Families in 2014

3,800

hours of professional
development for staff

600

Seniors
maintained independence
through HOPES program

250

Youth
developed skill
sets in **STEAM**
subject areas

Young Audience
Arts for Learning
Art Champion
Award Recipient

8,000

hours worth
of **volunteer**
opportunities
created

43%

of staff celebrated
5 or more years
of working with
HOPES

64

Community
Partners worked with
HOPES to strengthen
outcomes

Building new facility
post-Hurricane Sandy

1,200

Families qualified for
\$1.1 million in tax savings

9

One of **CAAs**
nationally to develop **best**
practices tool for financial
performance monitoring

50

Celebrated
Years of Service

Awarded "**Community Service**
Organization of the Year"

By Hoboken Chamber of Commerce



301 Garden Street • Hoboken, NJ 07030 • 1-855-OK-HOPES • Hopes.org
To make a tax deductible donation, visit: <http://hopes.org/Give-Now>