

A photograph of the HOPEs building, a three-story brick structure with a central arched entrance featuring a red double door. The building is flanked by trees with green and yellowing leaves, suggesting an autumn setting. A white banner with blue and black text is overlaid at the top.

ESTD.
1964

HOPEs

**making change.
empowering people.
impacting the community.**

Annual Report 2013

Who We Are

HOPES' Mission is to provide community services that respond to the social, educational and training needs of individuals in an effort to overcome barriers and fight the causes of poverty.

BOARD OF DIRECTORS

Frank Raia, Chairman

Michelle Russo, Vice Chair

Suzanne Hetman, Secretary

Romella Haiyder, Treasurer

Florence Amato

Carey Brown

Mike Cohen

Elizabeth Falco

Hovie Forman

Jacklin Girgis

Dr. Sara Kalambur

Kenneth O'Neill

Camencita Pile

Ella Rodriguez

George Schorr

ADMINISTRATION

Ora Welch, M. Ed.

President & CEO

SENIOR MANAGEMENT

Marisa Musachio, MS. Ed.

Director, Program Operations

Simona Ovanezian

Director, Finance

Jessica Palencia

Director, Human Resources

Joselyn Estevez Vargas, MS. Ed.

Director, Children & Family
Services

Our Message

As we reflect on our unwavering commitment to Community Action over the past five decades, it is comforting to know that HOPES remains steadfast in efforts to help families overcome barriers and fight the causes of intergenerational poverty. In 2013 alone, more than 3,500 infants, toddlers, preschoolers, youth, adults and seniors received assistance through programs that endeavored to guide them along their pathway to self-sufficiency.

As we consider our achievements over the past year and prepare to celebrate our 50th anniversary in 2014, we are also reminded that the road to financial independence is formidable and arduous for many. The root causes of poverty still marginalize low-income families as quality education, healthcare, housing, transportation and employment remain elusive within the neighborhoods we serve. These realities inspire us to design and improve agency programs in response to both the existing and emergent needs identified in our community. We must keep hope alive for each and every individual and family that calls out for our assistance.

Despite the overwhelming success that HOPES has realized over the past year, we know that we are not in this fight alone. We continue to be encouraged by our successes, yet carry on knowing that the measure of a just society can only be judged by how it treats it's least fortunate and most vulnerable. We also extend our sincerest gratitude to the many caring citizens, businesses and community partners who embrace and support our core mission: improving society by helping people to become self-sufficient.



Ora Welch
CEO & President



Frank Raia
Chairperson

HIGHLIGHTS OF 2013

THE VITA (VOLUNTEER INCOME TAX ASSISTANCE) PROGRAM BROUGHT IN A TOTAL OF **\$1,012,094 IN REFUNDS** TO THE COMMUNITIES SERVED.

HOPES PROVIDED OVER \$100,000.00 IN DIRECT SUPPORT TO LOCAL FAMILIES THAT WERE IMPACTED BY HURRICANE SANDY THROUGH A GRANT FROM THE **ROBIN HOOD FOUNDATION.**

THE EARLY CHILDHOOD PROGRAM SERVED **592 PRESCHOOL AGE** CHILDREN AND **110 INFANTS AND TODDLERS.**

THE YOUTH PROGRAM (AGES 6-18 YEARS; INCLUDES THE **"LIKE A BOSS": TEENS AND DIGITAL MEDIA ENTREPRENEUR PROGRAM AND MINECRAFT MAKER'S CLUB**) PROVIDED PROGRAMMING FOR **235 CHILDREN.**

HOPES provides EARLY CHILD- HOOD CARE

HOPES operates a *NATIONALLY ACCREDITED* Early Childhood Program that provides *COMPREHENSIVE* Early Head Start and Head Start services to low-income families in the communities of Hoboken, Jersey City and Plainfield.

"Tell me and I forget.
Show me and I remember.
Involve me and I understand."
— CHINESE PROVERB




During the 2012-2013 school year, HOPES served **591 children and 605 families** with **Early Head Start and Head Start services**, with the average monthly enrollment at 100% of funded enrollment. The percentage of income eligible children served was 91% for Head Start and 99% for Early Head Start. Of all enrolled children, 84% received medical exams and 79% received dental exams. A total of **351 parents** received resource and referral services and 528 parents participated in family goal setting.



CLOSER LOOK:

EARLY HEAD START AND HEAD START are federally-funded early childhood education programs that provide *comprehensive services* including education, health care, oral health, nutrition, parental involvement and family programs. More than **650 children** between birth and age five receive compassionate, professional supervision at one of the agency's 8 early childhood centers. The agency also receives funding from the New Jersey Department of Education to provide state-funded preschool to more than 530 children.



Nyesha Rivers
and child Abbey
Plainfield

"Becoming a first time parent is always scary! Becoming a parent at the young age of nineteen is even harder. HOPES offered classes about coping with parenthood and a great program for my daughter to attend while I further my education. I'm entering my junior year of college and I've been able to seek an internship and a part time job so I can provide for my daughter as best I can. I thank HOPES Headstart so much!"

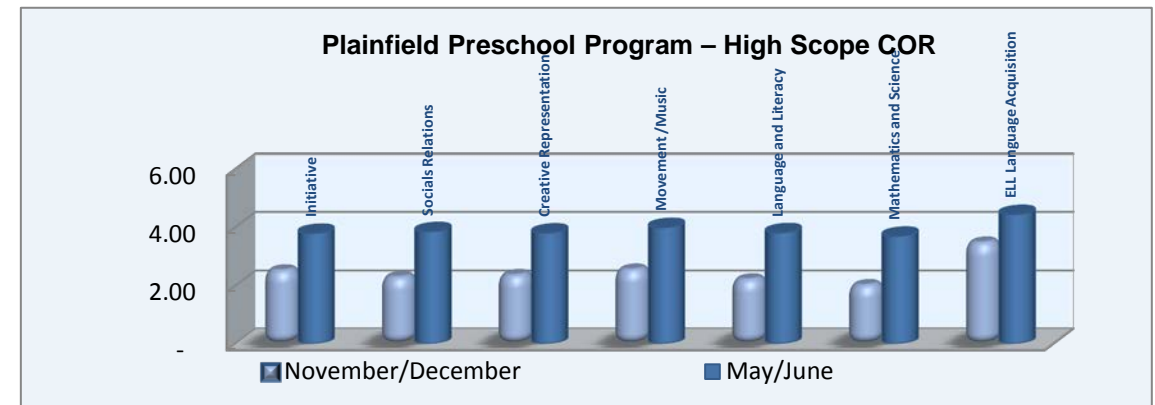
Head Start Child Outcomes 2012-2013

November/December, February/March, May/June

Plainfield Preschool Program – High Scope COR

Scored on a scale of 1 to 5

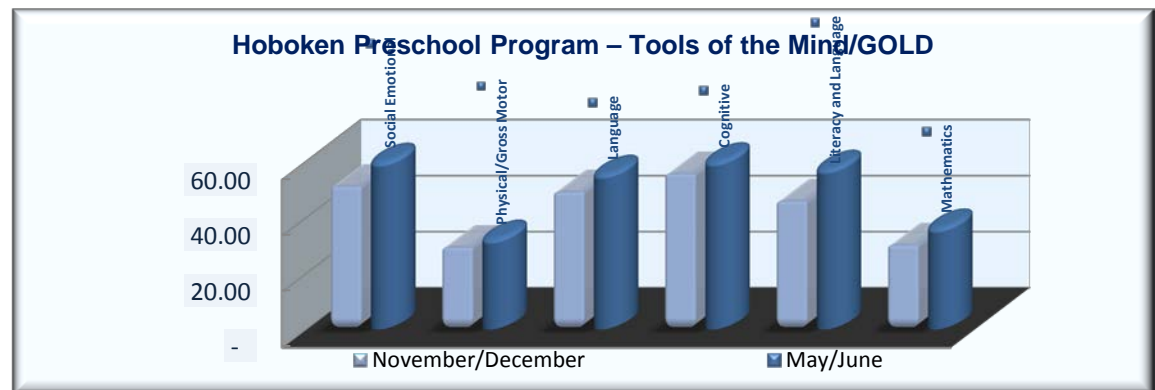
Plainfield Preschool	November/December	May/June
Initiative	2.51	3.79
Socials Relations	2.28	3.85
Creative Representation	2.35	3.80
Movement /Music	2.54	3.99
Language and Literacy	2.20	3.81
Mathematics and Science	2.00	3.69
ELL Language Acquisition	3.45	4.44



Hoboken Preschool Program – Tool of the Mind/GOLD

Based on mean data

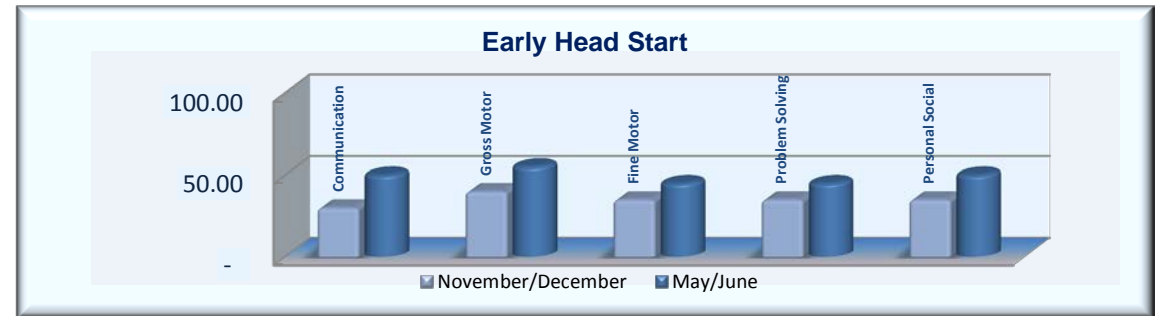
Hoboken Preschool	November/December	May/June
Social Emotional	51.30	59.30
Physical/Gross Motor	29.50	31.80
Language	49.30	55.00
Cognitive	55.80	59.50
Literacy and Language	46.00	56.80
Mathematics	30.30	35.80



Early Head Start Child Outcomes - Ages & Stages

Average Score on a Scale of 0-60

EHS Ages and Stages	November/December	May/June
Communication	30.00	50.00
Gross Motor	40.00	55.00
Fine Motor	35.00	45.00
Problem Solving	35.00	45.00
Personal Social	35.00	50.00



School Readiness & Family and Community Engagement Strategies 2012-2013

Formal School Readiness Plan updated yearly reflects the data gathered from multiple sources including student assessments, Annual Program Self-Assessment and staff and parent feedback. Plan provides a road map for transitions from year to year as well as the important Kindergarten Transition. Plan aggregates data 3 times per year for individual, class as well as program planning. Plan brings together and aligns NJ Core Curriculum Standards with Head Start Outcomes, and Curriculum Frameworks. The program creates a warm welcoming environment by building relationship with families that are respectful of the individual cultural and linguistic needs of the children and families. Staff and families work together to identify and achieve the goals of the families, utilizing available resources in the program and the community. The program develops systems of two-way communication with families to share information about the child's progress at home and in the school setting. Staff and families work with community agencies raise awareness to the needs of the families within the community and to link families to available services.

HOPES empowers YOUTH

with programs that *BUILD* character and confidence, *EXPLORE* careers, *improve* health and nutrition, *DEVELOP* financial literacy, *INCREASE* computer proficiency, and *CULTIVATE* 21st century skills sets needed for future success.

"Educating the mind
without education the heart
is no education at all."

– ARISTOTLE




This year, more than **275 youth** participated in programs at HOPES, ranging from computer skills and music appreciation classes to goal setting and health-based initiatives. During more than 166 hours of afterschool and summer enrichment programming, **two-thirds of all youth** served received computer training and **31% received** financial literacy education.



CLOSER LOOK:

LIKE A BOSS: TEENS AND DIGITAL MEDIA ENTREPRENEUR PROGRAM is a STEM-themed learning experience that develops entrepreneurial, leadership, communication, critical thinking, and 21st century technology skills. In 2013, the program served **84 teens** with tech-based initiatives and mobilized the expertise of over **25 volunteer** entrepreneurs, innovators, marketing specialists and graphic designers.



Moroni Aranda
Student, Hoboken
Charter High School

"I like the Like a Boss: Digital Media Entrepreneur Program. I'm learning a lot about computers, marketing and that entrepreneurs make change—that's what I'm doing. I've learned that I am innately good at pushing and coming out victorious through hard problems. I'm innately good at learning how to support myself in the future."

HOPES provides ADULTS

with programs that *ADVANCE* skills and education, *SUPPORT* employment and career growth, *BUILD* financial independence and *EXPAND* access to healthcare, skills sets needed for future success.

"Education is the most powerful weapon which you can use to change the world."

– NELSON MANDELA




HOPES delivers a **flexible schedule** of adult classes, job search assistance services and informational workshops. This year, the agency reached **over 260 adults** with Adult Basic Education, English as a Second Language courses, Computer Skills training, Financial Literacy education and Life Skills workshops.





CLOSER LOOK:

“HOPES ON THE ROAD” Is a health literacy initiative designed to mobilize existing health and nutrition services in communities where clients live and work. In is a health literacy initiative designed to mobilize existing health and nutrition services in communities where clients live and work. In 2013, the agency provided more than 1,200 individuals with Cancer Education and Early Detection (CEED) services, State Health Insurance Plan (SHIP) counseling, nutrition education and chronic disease management workshops on topics such as diabetes and heart disease.



Nilza Gonzala


“HOPES has helped me feel better about myself. The computer classes are fun and useful. Especially at my age of 63, I’m happy to at least catch up on some of the new technology. Now, I don’t feel like I am a closed up disabled person. I feel so free! As a transportation and education client, HOPES’ programs have given me a goal of living a better and brighter future.”

Our HOPES COMMUNITY

HOPES delivers vitally needed assistance that *STRENGTHEN* families, *BUILD* household assets *IMPROVE* health and wellness, and *ENHANCE* pathways to self-sufficiency.

"In every community, there is work to be done. In every nation, there are wounds to heal. In every heart, there is the power to do it."

– MARIANNE WILLIAMSON



Every year, HOPES **empowers** community members by connecting them with various **assistance programs**. Throughout 2013, the agency helped **807 individuals** file their tax returns, provided cancer education and early detection services to **783 individuals**, delivered information & assistance services to **289 people** and assisted more than **40 families** with utility bill payments.





CLOSER LOOK:

HOPES operates an IRS-Certified Volunteer Income Tax Assistance (VITA) Program with the contributions of more than **20 volunteers at 10 locations** throughout Hudson and Union Counties. During the 2012 tax season, the agency completed 807 tax returns, 98% of which were filed electronically, saving families an aggregate total of \$1,058,236. A total of 260 families qualified for the Earned Income Tax Credit (EITC).



Jessica Stone

"I came to HOPES from the CWEP program through Hudson County Welfare. The staff at HOPES was great and very welcoming. I had no idea that volunteering my time would lead to a full time job. As it turned out, HOPES offered me a full time position as Community Services Advocate. HOPES has me on the road to achieving my goals."

HOPES helps SENIORS

HOPES supports the needs of seniors through programs that help *SUSTAIN* their independence, *CONNECT* them with resources, and *CONTINUE* their learning later in life.


"The more sand that has
escaped from the hourglass
of our life, the clearer we
should see through it."

– JEAN-PAUL SARTRE




Over the past year, HOPES served **790 seniors** with assisted transportation, home visits, information & assistance, education, informative workshops and health insurance plan navigation services. This **proactive approach** to reaching older persons continues to help many of our community's most vulnerable residents to **maintain their dignity**, mobility and livelihood.





CLOSER LOOK:

"THE ASSISTED TRANSPORTATION" program offered to senior citizens eliminates the many barriers older persons face in attending medical appointments, accessing grocery stores, banks and pharmacies, and traveling to and from other important engagements. In 2013, HOPES provided assisted transportation to nearly 300 seniors, with more than 2,400 scheduled and emergency trips.



Gus Gonzalaz

"HOPES assisted me with obtaining my Permanent Resident alien Card. Also they referred me to many other services that included a local agency who provided an Immigration Lawyer free of charge. They helped me apply for a free cell phone and registered me for transportation services so I could attend doctor's visits and my Immigration Lawyer appointments. As a Senior Citizen it's good to know that HOPES will help me when I'm in need."

RECOVERY

In the aftermath of Hurricane Sandy, HOPES remained on the frontlines to help those in need.



The agency provided **emergency assistance** in the form of food, water, clothing and care packages to more than **909 families** in Hoboken. Additionally, the agency distributed more than **\$80,000 in financial assistance** to help **28 families** replace their vehicles and household furnishings damaged by unprecedented levels of flooding.

The agency's steadfast response in the wake of tragedy embodied the true spirit of **Community Action** by bringing people together to help those impacted by the storm. As Hudson County and HOPES progress in the rebuilding effort, the agency continues to provide assistance and support to the community.

THE NEXT 50 YEARS

Celebrating
50
Years

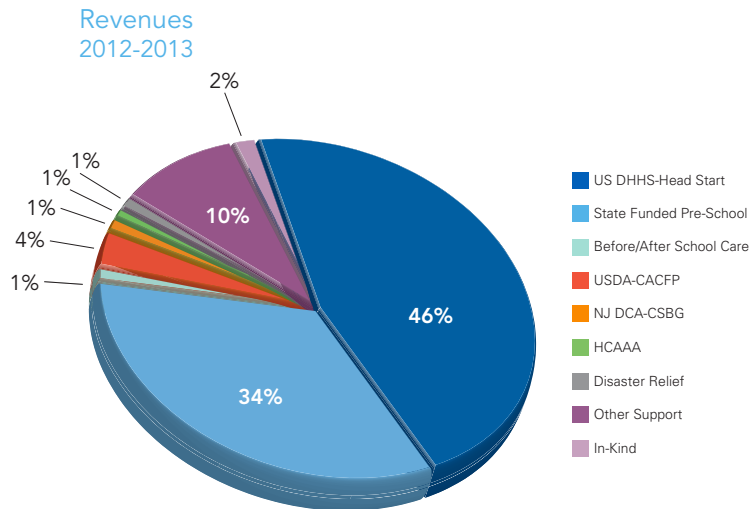
As HOPES prepares to celebrate its 50TH ANNIVERSARY in 2014, the agency is joining organizations across the nation in honoring the accomplishments of Community Action over the past five decades. While HOPES commemorates its many achievements as an organization, the agency is looking forward to 50 MORE YEARS OF SUCCESS in empowering families to self-sufficiency.

In 2013, HOPES served over 3,500 individuals, an increase of **more than 214%** in the last five years. Also during that time span, the agency's budget has grown by 135% and over 125 new employees have been welcomed into the organization.

With this **sustained growth** in organizational resources, HOPES continues to identify emergent needs and design and implement innovative programs that empower the most vulnerable members of the community. In addition to existing programs and services, **the agency's future** growth will depend on the introduction of new education, youth enrichment, domestic violence awareness, substance abuse counseling, financial education, life skills training, job readiness and health and wellness programs.

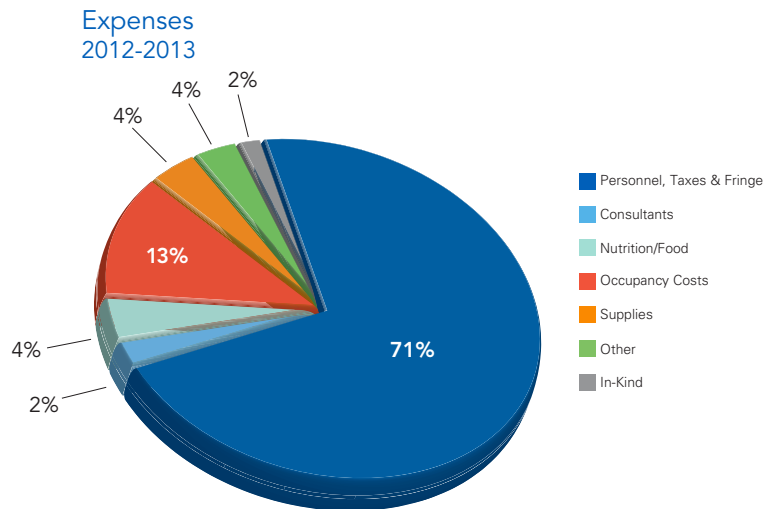
Financials Fiscal Year 4/1/2012-3/31/2013

Revenues & Support	\$
US DHHS-Head Start	\$5,818,409
State Funded Pre-School	\$4,304,832
Before/After School Care	\$187,204
USDA-CACFP	\$447,430
NJ DCA-CSBG	\$188,408
HCAAA	\$139,199
Disaster Relief	\$161,523
Other Support	\$1,281,612
In-Kind	\$236,712
Total	\$12,765,329



Expenses	\$
Personnel, Taxes & Fringe	\$9,025,273
Consultants	\$328,258
Nutrition/Food	\$522,482
Occupancy Costs	\$1,597,997
Supplies	\$524,471
Other	\$455,675
In-Kind	\$236,712
Total	\$12,690,867

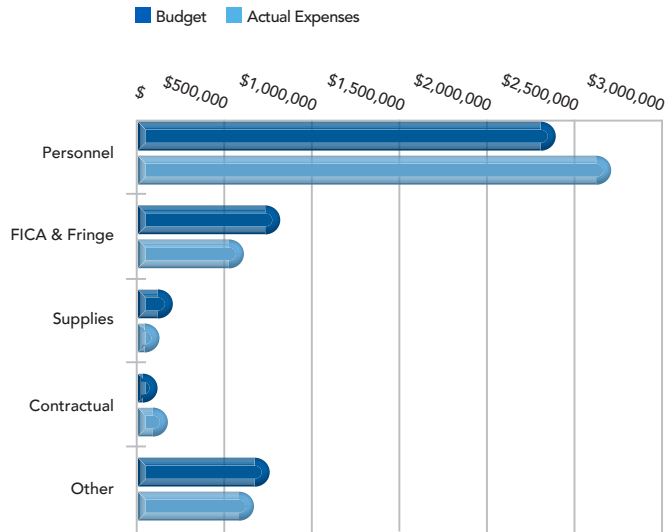
Administrative costs are below 15% of total expenses



Financials Head Start

Head Start	Grantee Budget 2012-2013	Grantee Actual 2012-2013
Personnel	\$2,389,430	\$2,704,289
FICA & Fringe	\$816,172	\$607,996
Travel	\$ –	\$ –
Equipment	\$ –	\$ –
Supplies	\$201,582	\$126,244
Contractual	\$113,753	\$172,547
Facilities Renovations	\$ –	\$ –
Other	\$755,782	\$665,643
Total Head Start	\$4,276,719	\$4,276,719

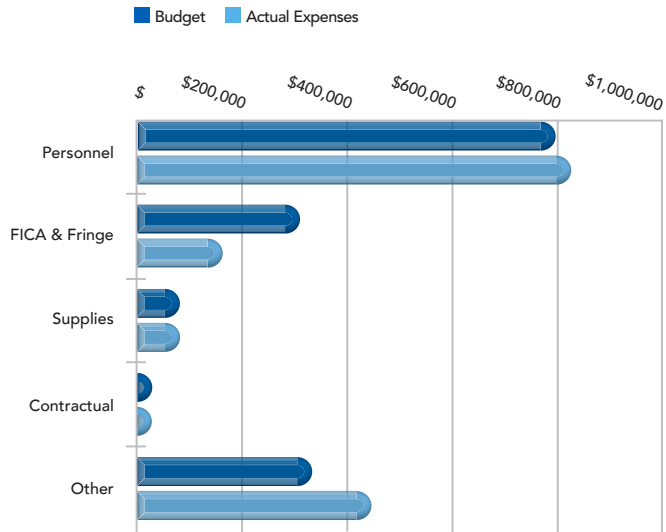
Head Start — Budget vs. Actual Expenses



Early Head Start

Early Head Start	Grantee Budget 2012-2013	Grantee Actual 2012-2013
Personnel	\$793,833	\$826,505
FICA & Fringe	\$307,681	\$162,192
Travel	\$ –	\$ –
Equipment	\$ –	\$ –
Supplies	\$80,890	\$80,890
Contractual	\$27,140	\$27,140
Facilities Renovations	\$ –	\$ –
Other	\$332,146	\$444,963
Total Early Head Start	\$1,541,690	\$1,541,690
Admin Costs	14.98%	\$871,597,67

Early Head Start — Budget vs. Actual Expenses



ESTD.
1964

HOPES

making change.
empowering people.
impacting the community.

Hopes.org

"As the carpenter uses his tools to build a house, we use our resources as tools to build the communities we serve and the lives we of the people within those communities."

BOARD OF DIRECTORS



From left to right: Elizabeth Falco, Suzanne Hetman (Secretary), Frank Raia (Chairman), Dr. Sara Kalambur, Kenneth O'Neill, Hovie Foreman, George Schorr; Not pictured: Michele Russo (Vice Chair) Romella Haiyder, Carey Brown, Mike Cohen, Florence Amato, Carmencita Pile, and Ella Rodriguez.

Thank you to Donors,
Volunteers and Staff.